


Spring Term 2018 - Edition 20


Working Together, Learning Together



Rainbow Room



Rainbow Room have had great fun exploring Potions this term! We have been looking at keeping safe at home and at school. We have created lots of potions and made some wonderful potion pictures using bubbles and marble inks. In English, we have enjoyed the stories *Potion Commotion* and *Professor Puffendorf*. In science we have been investigating liquid, solid and gases. Testing the fastest liquids, reversible and irreversible changes! We are super scientists!



Sports Club



It has been nice to see some old and new faces at Sports Club this term. The children have been continuing to use their own Sportsmanship Chart to rate how well they have participated in each session by the use of smiley faces. As it has been a short term we will carry on with these into next terms sessions. We have enjoyed playing tennis, volleyball and timed team games.

If you would like a place for your child for the next term then please ensure you return the form as soon as possible as we have only 12 spaces available.

Have a lovely Easter break!



Owls Class



Are eggs alive?



This term we began with a topic all about farm life, exploring the world surrounding farm animals. In maths, we explored subtraction through songs, such as 5 little ducks and 5 speckled frogs, finding one less each time. In Literacy, we read through the wonderful book of Rosie's Walk about a small hen who takes a trip around the farm. In the story, we explored prepositional language: around, in, over, under and through. In Understanding of the World, we made our own life cycles of a chicken showing each stage of the eggs life. We also loved the few days exploring snow!!



Owls Class



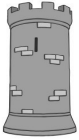
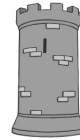
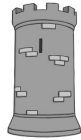
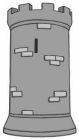
Do dragons exist?



We then moved onto exploring the world of dragons and castles. We have loved making dragon paintings and paper chain dragons. In Maths, we explored 2D shapes by creating pictures of dragons and castles out of shapes. In English, we have begun looking at character descriptions by designing our own dragons. We have also focused on caring for the environment for our Personal, Social and Emotional Development. We have made bird feeders and explored signs of Spring. We particularly enjoyed going on a 'Spring hunt'.



Ducks Class



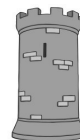
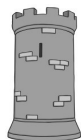
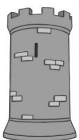
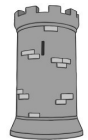
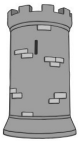
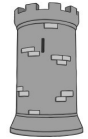
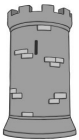
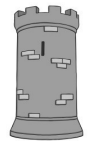
In our topic this term, Ducks Class have learned about castles, bridges and other amazing structures.

We have met Rapunzel who lived in a tall, tall tower.

We found out about animals that burrow and live in tunnels under the ground.

We built a bridge. Watch out for the angry troll underneath!
We have helped the Three Little Pigs to build a strong house.

We dressed up as knights, princesses and dragons and have made our own shields to defend our castle.



Friends Club



It has been a very short term at Friends Club. We have enjoyed playing together, having a film night and having our annual Easter egg hunt! Friends club forms will be sent out during the first week of next term. Please do fill them in and return to school in order to secure a place.

Have a great Easter!



Hedgehog Class trip to Tattershall Castle!



Hedgehog Class


Towers, Tunnels and Turrets

This Term we have headed across the drawbridge, over the moat and up to the top of the tallest tower; where we watched Shrek and Donkey rescue Princess Fiona. We have built castles, made our own armour and dressed up as we rescued princesses from dragons!

We have explored tall, tall towers from around the world and been engineers building our own and architects by drawing them.

We then dug deep, deep down looking at which animals made burrows and tunnels and like to live underground. We looked at the different types of tunnels around the world and talked about what they might be used for before becoming engineers and building our own!

What's that sound? I hear little hooves going trip, trap, trip, trap, over the rickety bridge. We then had to make sure our bridge is sturdy enough to take the weight of our goats and get them safely to the other side before the Troll gobbled them up. Firstly, we looked at different types of bridges as well as the engineer Isambard Kingdom Brunel. And finally ... we went on our memorable experience to see a real castle.




Hedgehog Class

Towers, Tunnels and Turrets



KS1 Topic



Key Stage One Present Wriggle and Crawl

Grab your coat and pooter - we're going out
and about on a minibeast hunt!

Sweep your nets in puddles and ponds and
lift up logs to see who's home.

Then set up your own minibeast laboratory and
observe their every move. Add notes and labels
and ask your own research questions - just
like a real entomologist!

Learn about bees and worms and butterflies
too. Can you make a food chain to show who
eats who? Carry out investigations to find
out more, like how far a snail travels in a
day and how a spider catches its prey.

Then animate to show how your favourite
bug transforms from one to another, perhaps a
caterpillar to a butterfly or a maggot
to a fly...urgh!!!!

On your belly, legs at the ready,
it's time to wriggle and crawl!


Coming Summer Term 1



www.twinkl.co.uk



KS1 Topic



Homework Ideas for Wriggle and Crawl

Go on a minibeast safari with your family.

Investigate your garden, local park or woodland to search for wriggly and crawly creatures! Take photos or draw any minibeasts you find, then identify them.

Visit your local library and find stories, poems and non-fiction books.

With your family can you find out about bugs around the world like the Borneo Walking stick or the Goliath beetle.

Watch a Wriggle and Crawl film (Bug's Life, Epic, Ants)

Make a comic strip of what happened / favourite parts.

Create a minibeast factfile / poster.

Get creative... draw, paint, collage, model a minibeast - choose a real one or invent one from your imagination!

Be an Entomologist and draw and label the body parts of a favourite minibeast.

Make and Play a minibeast game like 'Build a beetle' (roll 6 for a head, roll 5 for the body etc).

Bake some minibeast cakes or decorate some biscuits.



www.twinkl.co.uk




Otter Class



We have enjoyed becoming Scientists for our Potions topic this term. We have done lots of scientific experiments and made all sorts of wonderful creations. We have even enjoyed a game of Quidditch in P.E!



Rabbit Class

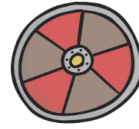


This term we have been learning all about potions. We have enjoyed making our own potions based on George's Marvellous Medicine. We really enjoyed using whatever we could find and creating a marvellous mixture. We have explored different solids, liquids and gases as part of our science work. We also got to go to Waterstones in Boston to exchange our book tokens. We had a guided tour of the shop and learnt where all the different types of books were kept.

We then listened to a story before collecting our book and returning to school. We had a lovely time and asked lots of sensible questions.



LKS2 & Rainbow



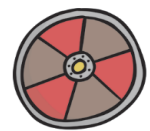
Traders and Raiders



Big and strong, powerful and brave, the Saxons wave their battle axes and brandish their swords as they begin to invade Britain's shores.



Sail back to the Dark Ages, where battles were rife and fear reigned. Find out about the life of the Saxons, introducing how they lived and where they came from. Meet the blood thirsty Vikings from Scandinavia - never before had such terror swept the land.



Make a Saxon sword or a Viking brooch and decorate it with intricate patterns.



Choose to be a Saxon or Viking and trade your crafty goods.



We will be making reports, and exploring Myths and Legends. We will make patterns and different prints. We will use maps and learn where the Saxons and Vikings lived.

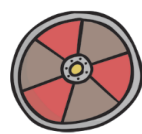
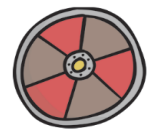


We will have a visit from Jed the Viking early in the term.



Are you ready to shine a light on the dangerous, deadly Dark Ages?

Lower Key Stage Two Teams and Rainbow Room.



Badgers Class



This term we have found out about the difficult times that people had during World War 2. We used card and fabric to black-out our windows as people would have had to do during The Blitz. The children have learnt about the important political figures of the time. We found out lots of information at RAF Digby and also enjoyed reading 'Time Train to The Blitz' in class.



A Child's War

Squirrels Class

A Child's War

This term the children in Squirrel class have been experiencing WW2 through the eyes of children. We started with a visit from Jed. He talked us through life during this time.

They built their own Anderson shelter and experienced spending some time in it.

They looked at life as an evacuee through our literacy story 'Spywatch' and then investigated what it might have been like themselves. They dressed up and packed their cases, thinking about the feelings they might be experiencing and why.

To finish off this topic the children visited RAF Digby. They had a talk about life in the Control Room during WW2 and what happened. Then they explored the Control Room and the surrounding rooms learning about people and experiencing wartime artefacts related to the RAF. Finally, they were very excited to see the spitfire plane outside.



Staff News



After 37 years of working at GHA, Miss Gregory is retiring. Miss Gregory originally joined the school when it was based in the [now] Care Home next door. At that time the school had 40 youngsters and residential accommodation and Miss Gregory was expected to do over-night supervisions. Over the years Miss Gregory has earned the respect and appreciation of many colleagues, young people and their families. Indeed she has seen second generation families join us. Her dedication to our school has been exemplary. She will be fondly remembered and much missed. Her legacy will continue most notably with her

enthusiasm for the environment and ensuring that generations of youngsters grow up to look after and enjoy our wonderful world. It was Miss Gregory who was instrumental in influencing the design of the grounds that we all enjoy today, initially working on the Sensory gardens, Willow structures and then the Bike track and the fruit and veg gardens - culminating in our RHS 5 Star Award. As our school evolved, Miss Gregory took on new challenges including qualifying as a Teacher of the Blind and becoming our resident Health and Safety expert. On behalf of past and present colleagues, families and children, we send her our very best wishes and our deepest gratitude.

We hope that as Miss Gregory's health improves she will continue to join us in school.

We are saying 'Au Revoir' to Ms Saywell whom after nearly 6 years working at GHA is temporarily leaving teaching to take up the challenge of a world tour - starting in Buenos Aires. We are hoping for lots of postcards! Miss Saywell has worked with great energy and enthusiasm for our school, taking the leading role in supporting the upskilling of staff through the Education Endowment Fund research and in the developing our maths curriculum. We are very grateful to Ms Saywell for her hard work. She will be very much missed by us all. I am sure that you will join with me in wishing her the very best for her adventure.

We are delighted to welcome back Ms Goodge from her training. Ms Goodge will take over responsibility for Badger Class from the beginning of May.



GHA welcomes Mr Squire!

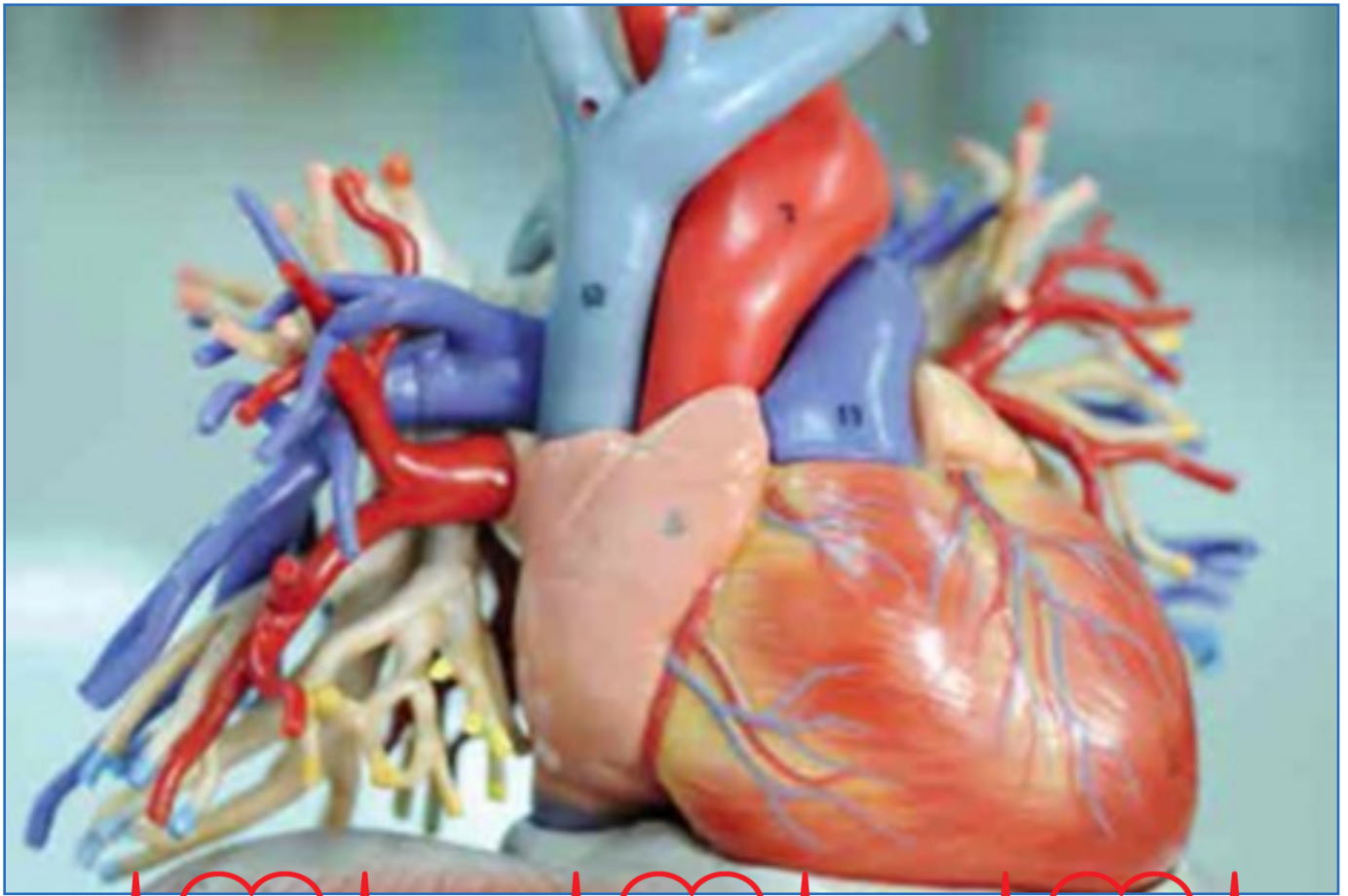
I was originally trained as a primary school teacher, specialising in Technology. I worked in mainstream primary education for 5 years. In January 2003 I joined the Pilgrim Hospital School in the post of team leader. We set up tutors to teach and I personally taught pupils from who were out of mainstream school with various behavioural issues.

More recently I have been teaching in the ASD centre as part of the Pilgrim School and I am the

leader of learning, so work alongside staff to deliver training and support. I am a qualified coach and these skills are useful within that role. I have since developed a passion for understanding learning, about the holistic development of young people; their academic, social and emotional development which contributes to their self-esteem and confidence, which equips them for their successful, happy future lives.

I have always heard very positive things about Gosberton House Academy and I am really excited to be part of the team.

UKS2 Topic



Summer Term 1 - Blood Heart

Crimson, scarlet, burgundy, cherry...blood flows through our bodies in all its vibrant shades of red. Next term we will explore our circulation system, veins, arteries and organs, and work out what stethoscopes are for! We will find out how to keep our hearts happy and healthy with exercise and nutritious food. Cooking a range of healthy recipes and thinking about how to advertise and promote a healthy lifestyle using packaging will be our challenge in cooking and design technology lessons.

In PSHE and English we will explore morals and values by reading traditional fables and writing our own stories with morals.

Wordsearch Fun!

Easter Word Search



EASTER
EGG
BUNNY
CHICK

HUNT
BASKET
BONNET
CHOCOLATE

News...News...News...News...

Parents/Carers, we would really appreciate if the next time you access Tapestry, you could fill in the 'ABOUT ME' section for your child/children.



TAPESTRY
ONLINE LEARNING JOURNAL

This includes such information as 'Things I like', 'Things that upset me', 'Things I am good at', 'What I do when I am anxious', 'Things that make me calm', 'How I communicate' and 'What I understand'. Also, there's space to list the strengths of your child and also the challenges they come across. Many thanks for your co-operation.

Gosberton House Academy wish to invite expressions of interest in our unexpectedly vacant position on the Governing Body. We are ideally looking for someone with finance and/or business knowledge.

Please contact the school for more information on 01775 840250.



Parent View gives you the chance to tell Ofsted what you think about your child's school, from the quality of teaching to dealing with bullying and poor behaviour. The survey can be completed at any time; you don't have to wait until the school is being inspected. Please access this survey using the following link:

<https://parentview.ofsted.gov.uk/>



Gosberton House Academy is a Lincolnshire Healthwatch Hub. Healthwatch provides an opportunity for all those living in Lincolnshire to share their experiences of Health and social care, good and bad.

"Your voice helps us to influence the planning of health and social care services in our local area for local people"

Healthwatch Hub meetings to be held at Gosberton House Academy from 1:15pm to 3pm, or just drop in for part of the afternoon if you'd rather.

Friday 4th May 2018

Friday 29th June 2018

If you're unable to attend the Hub meetings but have feedback on a service to share, please email Vicky.turner@gosberton-house.lincs.sch.uk so your information can feed into our Hub feedback to Healthwatch. This is your opportunity to help shape Health and Social care services in Lincolnshire.

parentPay Information



ParentPay

In an attempt to remove all cash and cheques from school we are asking all parents to only use our e-payment method to order and pay for school dinners. This can be done online using a very secure website called ParentPay.



Already have a ParentPay account?

If you already have a ParentPay account, either with our school or another ParentPay school, you can simply login to that account and add your other children via the **Add a child** tab on your home page. You will have been sent a letter with your activation details.

New to ParentPay?

You have a secure online account, activated using a unique activation username and password; you will be prompted to change these and to keep them safe and secure as your Username and Password for future logins. If you have two or more children at a ParentPay school, you only need to activate one account to create your 'main account' and then add your other children via the **Add a child** tab on your home page. Please visit www.parentpay.com and activate your account via the **Account login** area on the home page of the site.

The deadline for ordering meals will be midnight on the Tuesday before the week you are ordering and menus will be available to order from 16th April 2018 (for week commencing 23rd April). ParentPay holds an electronic record of your payments to view at a later date. Once you have activated your account you can make online payments straight away. Please do not hesitate to contact the school office if you need assistance. Your support in using ParentPay will help the school enormously. Thank you.

Important Information

We are so very lucky to have had the sponsorship of Hargrave International for so many years now. They very kindly supply the diesel for our school minibus and have also carried out repairs within the last year. As we are all aware fuel is very costly so we are very grateful for this support. It means that the children can enjoy the many outings and events which are such an important and enriching part of school life.



CHANGE OF DETAILS - Medication

Please may we remind you to make sure that all of your child's Medical details are up to date; also there is now an update form for you to complete on the website if you wish. Many thanks.

REMINDER!!!! Chicken Pox

Can we just remind you all again of the importance of informing school if your child has or comes into contact with Chicken Pox. Some of our children are very susceptible to infections. It is vital that we keep families informed. Thank you.

Reporting illnesses to Transport & School

When your child is ill and won't be attending school, it is very helpful to contact us here at the school on Day One and to contact the transport department at Lincolnshire County Council. We do appreciate that this may not always be possible for parents to do but if LCC receive advance notice of a passenger not requiring transport, LCC can inform the operator. All operators are to wait for a maximum of 5 minutes from the designated pick up time before continuing on the journey if a passenger has not come out, it would then become parents responsibility to transport in these cases.

Social Media

We know how important it is to take pictures and videos of your little ones when we hold events here at the school. However, for the safeguarding of all our children we do ask that you do not share any of these on Social Media websites. Thank you for your co-operation.

If your child has sickness or diarrhoea they have to have been clear of any symptoms for 48 hours before returning to school.

Mums, Lads & Lasses!

This term GHA hosted its first Mums, Lads and Lasses sports afternoon. It was a fantastic afternoon with over 25 families attending the event and joining in with lots of sports activities around the school grounds. A huge thank you and well done to everyone who came and took part, it was both great to see so many happy, smiling children and so many Mums/family members joining in with sports. Thank you! - Mr Howitt

Coming soon - Mums, Dads, Lads and Lasses Forest School and Sports afternoon!!!



Polite Reminders

Our taxi drivers and passenger assistants work very hard to support your child. Please contact them if your child is not going to be in school. This saves the taxi from making an unnecessary journey and means that other children do not have to travel for so long.



Hot lunches can only be kept until 12.30pm. If your child has a morning appointment, he/she will need to be in school prior to 12.30pm to access his/her meal. We are sorry if this causes any inconvenience but this is health and safety guidance. Please could you ensure that all school menus are sent back to us by the date on the menu. We try and give as much notice as possible to give plenty of time to fill in your child's choices.



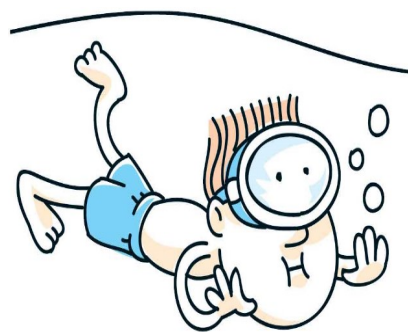
Please could all parents and taxi drivers remember that the speed limit at GHA is 5mph. Please could this be respected at all times. Thank you.

Swimming Lessons

At the Castle Swimming Pool in Spalding, we have children's lessons on Monday-Friday 4.00 - 6.00pm and Saturday 8.30 - 11.00am. 16 weeks for a 30 minute lesson each week is £86.40.

We have a rolling programme and offer direct debits.

If you would like a **FREE** taster lesson either in the school holidays or term time before enrolling in the classes, please contact the swimming pool on 01775 725978.



**DATES FOR
YOUR DIARY**

Wednesday 28th March 2018

Break Up for Half Term

Monday 16th April 2018

Return to School

Don't forget to check the website calendar for upcoming events!